





# Say it, see it, with your Virgin TV 360 remote

**Profiles**    
Open the profiles menu to make one for everyone and get recommendations just for you.



**Record**  or hold  and say **'Record...'** Record 6 things while you watch a 7th you recorded earlier, or something on BBC iPlayer or Netflix.



**Source**    
Switch between your TV's different inputs in a jiffy.


**Guide**  or hold  and say **'Guide'** The fastest way to find out what's on.


**Back**  or hold  and say **'Go back'** Clever little way to navigate back.


**Power**  or hold  and say **'Turn off'** Turn the Virgin TV 360 box off.

**Home**  or hold  and say **'Home'** Here you'll find everything on your box, in one easy menu.

**TV**  or hold  and say **'TV'** Go back to your last-watched channel or live TV from any menu.

**Context**  **...** Get more info about what you're watching, or turn on subtitles or audio description where available.

**Press and speak** Hold the  on your 360 remote and tell your box what to do. Play around: you can get to live TV, Box Sets, integrated apps and recordings, just by talking. There might even be a few hidden surprises in there...

**Why not try saying...**  **Hold and speak**  
Your favourite app's name to launch it instantly – like 'Netflix'. 'Top' to return to the top of the guide or any menu screen. 'Recordings', 'Saved' or 'My Shows' to go to your recordings page from anywhere. 'Skip forward/back 10 minutes' to navigate through recordings, Catch Up or On Demand shows. 'Off' to turn off your telly box.